

































































































# Compare R1S

R1S Adventure Dual Standard	R1S Adventure Dual Large	R1S Adventure Dual Max	R1S Ascend Tri Max
			
From \$75,900 <sup>1</sup>	From \$82,900 <sup>1</sup>	From \$89,900 <sup>1</sup>	From \$105,900 <sup>1</sup>
Adventure interior Rivian Audio Silver badging + calipers 3 drive modes	Adventure interior Rivian Audio Silver badging + calipers 3 drive modes	Adventure interior Rivian Audio Silver badging + calipers 3 drive modes	Ascend interior <b>NEW</b> Rivian Premium Audio Dynamic Glass Roof <b>NEW</b> Darkout Package <b>NEW</b> Air compressor Yellow accented badging + calipers 9 drive modes
Trim <b>Adventure<sup>2</sup></b>	Trim <b>Adventure<sup>2</sup></b>	Trim <b>Adventure<sup>2</sup></b>	Trim <b>Ascend<sup>2</sup></b>
EPA est. range <sup>2</sup> <b>258 mi</b> <small>270 mi with 22" wheels</small>	Est. range <sup>2</sup> <b>330 mi</b>	Est. range <sup>2</sup> <b>410 mi</b>	Est. range <sup>2</sup> <b>380 mi</b> <small>405 mi in Conserve mode</small>
Drive system <b>Dual-Motor AWD</b>	Drive system <b>Dual-Motor AWD</b>	Drive system <b>Dual-Motor AWD</b>	Drive system <b>Tri-Motor AWD</b>
0–60 mph <b>4.5 sec</b>	0–60 mph <b>4.5 sec</b>	0–60 mph <b>4.5 sec</b>	0–60 mph <b>2.9 sec</b>
Horsepower <b>533 hp</b>	Horsepower <b>533 hp</b>	Horsepower <b>533 hp</b>	Horsepower <b>850 hp</b>
Torque <b>610 lb-ft</b>	Torque <b>610 lb-ft</b>	Torque <b>610 lb-ft</b>	Torque <b>1,103 lb-ft</b>
Towing <b>7,700 lb</b>	Towing <b>7,700 lb</b>	Towing <b>7,700 lb</b>	Towing <b>7,700 lb</b>
Payload <b>1,973 lb</b>	Payload <b>1,764 lb</b>	Payload <b>1,764 lb</b>	Payload <b>1,764 lb</b>
Capacity <b>7 seats</b>	Capacity <b>7 seats</b>	Capacity <b>7 seats</b>	Capacity <b>7 seats</b>
Badging <b>Silver badging + calipers</b>	Badging <b>Silver badging + calipers</b>	Badging <b>Silver badging + calipers</b>	Badging <b>Yellow accented badging + calipers</b>
<b>Charging</b>			
10%–80% <b>30 min</b>	10%–80% <b>36 min</b>	10%–80% <b>41 mins</b>	10%–80% <b>41 min</b>
<b>Drive modes</b>			
 All-Purpose  All-Terrain  Snow	 All-Purpose  All-Terrain  Snow	 All-Purpose  All-Terrain  Snow	 All-Purpose  All-Terrain  Snow  Sport  Soft Sand  Rally  Drift  Rock Crawl  Conserve
<b>Upgrades</b>			
-	<b>Performance upgrade</b> \$5,000 <div><div>3.4 sec 0–60 mph</div><div>829 lb-ft Torque</div><div>665 hp Horsepower</div></div> <div> Sport  Soft Sand</div>	<b>Performance upgrade</b> \$5,000 <div><div>3.4 sec 0–60 mph</div><div>829 lb-ft Torque</div><div>665 hp Horsepower</div></div> <div> Sport  Soft Sand</div>	-
-	<b>All-Terrain Package</b> <div> 20" All-Terrain \$3,700</div> <div> 20" All-Terrain Dark \$4,700</div>	<b>All-Terrain Package</b> <div> 20" All-Terrain \$3,700</div> <div> 20" All-Terrain Dark \$4,700</div>	<b>All-Terrain Package</b> <div> 20" All-Terrain \$3,700</div> <div> 20" All-Terrain Dark \$4,700</div>
<b>Paint options</b>			
<div> <b>LA Silver</b> Included</div> <div> <b>Glacier White</b> \$1,750</div> <div> <b>Midnight</b> \$1,750</div> <div> <b>Red Canyon</b> \$1,750</div> <div> <b>Forest Green</b> \$2,500</div> <div> <b>Rivian Blue</b> \$2,500</div> <div> <b>Limestone</b> \$2,500</div> <div> <b>El Cap Granite</b> \$2,500</div>	<div> <b>LA Silver</b> Included</div> <div> <b>Glacier White</b> \$1,750</div> <div> <b>Midnight</b> \$1,750</div> <div> <b>Red Canyon</b> \$1,750</div> <div> <b>Forest Green</b> \$2,500</div> <div> <b>Rivian Blue</b> \$2,500</div> <div> <b>Limestone</b> \$2,500</div> <div> <b>El Cap Granite</b> \$2,500</div>	<div> <b>LA Silver</b> Included</div> <div> <b>Glacier White</b> \$1,750</div> <div> <b>Midnight</b> \$1,750</div> <div> <b>Red Canyon</b> \$1,750</div> <div> <b>Forest Green</b> \$2,500</div> <div> <b>Rivian Blue</b> \$2,500</div> <div> <b>Limestone</b> \$2,500</div> <div> <b>El Cap Granite</b> \$2,500</div>	<div> <b>LA Silver</b> Included</div> <div> <b>Glacier White</b> \$1,750</div> <div> <b>Midnight</b> \$1,750</div> <div> <b>Red Canyon</b> \$1,750</div> <div> <b>Forest Green</b> \$2,500</div> <div> <b>Rivian Blue</b> \$2,500</div> <div> <b>Limestone</b> \$2,500</div> <div> <b>El Cap Granite</b> \$2,500</div> <div> <b>Storm Blue</b> \$2,500</div>
<b>Wheel options</b>			
<div> 20" All-Season Included</div> <div> 22" Sport Bright \$2,000</div> <div> 22" Sport Dark \$3,000</div> <div> 22" Range \$2,000</div>	<div> 22" Sport Bright Included</div> <div> 22" Sport Dark \$1,000</div> <div> 22" Range \$1,000</div> <div> 20" All-Terrain \$3,700</div> <div> 20" All-Terrain Dark \$4,700</div>	<div> 22" Sport Bright Included</div> <div> 22" Sport Dark \$1,000</div> <div> 22" Range \$1,000</div> <div> 20" All-Terrain \$3,700</div> <div> 20" All-Terrain Dark \$4,700</div>	<div> 22" Sport Bright Included</div> <div> 22" Sport Dark \$1,000</div> <div> 22" Range \$1,000</div> <div> 20" All-Terrain \$3,700</div> <div> 20" All-Terrain Dark \$4,700</div>
<b>Interior options</b>			
<div> <b>Black Mountain</b> Included</div> <div> <b>Black Mountain + Dark Ash Wood</b> \$750</div> <div> <b>Ocean Coast + Dark Ash Wood</b> \$2,000</div>	<div> <b>Black Mountain</b> Included</div> <div> <b>Black Mountain + Dark Ash Wood</b> \$750</div> <div> <b>Ocean Coast + Dark Ash Wood</b> \$2,000</div>	<div> <b>Black Mountain</b> Included</div> <div> <b>Black Mountain + Dark Ash Wood</b> \$750</div> <div> <b>Ocean Coast + Dark Ash Wood</b> \$2,000</div>	<div> <b>Black Mountain + Brown Ash Wood</b> Included</div> <div> <b>Ocean Coast + Driftwood</b> \$2,000</div> <div> <b>Slate Sky + Walnut Wood</b> \$2,000</div>
<b>Dark mats</b> Included	<b>Dark mats</b> Included	<b>Dark mats</b> Included	<b>Plaid mats</b> Included
<b>Chilewich mats</b> \$200	<b>Chilewich mats</b> \$200	<b>Chilewich mats</b> \$200	<b>Dark mats</b> No cost
<b>Panoramic glass roof</b> Included	<b>Panoramic glass roof</b> Included	<b>Panoramic glass roof</b> Included	-
-	<b>Dynamic Glass Roof</b> \$1,500	<b>Dynamic Glass Roof</b> \$1,500	<b>Dynamic Glass Roof</b> Included
<b>Audio options</b>			
<b>Rivian Audio</b> Included	<b>Rivian Audio</b> Included	<b>Rivian Audio</b> Included	-
<b>Rivian Premium Audio</b> \$1,750	<b>Rivian Premium Audio</b> \$1,750	<b>Rivian Premium Audio</b> \$1,750	<b>Rivian Premium Audio</b> Included
<b>Exterior options</b>			
<b>Bright Package</b> Included	<b>Bright Package</b> Included	<b>Bright Package</b> Included	<b>Bright Package</b> No cost
<b>Darkout Package</b> \$1,000	<b>Darkout Package</b> \$1,000	<b>Darkout Package</b> \$1,000	<b>Darkout Package</b> Included
<b>Air compressor</b> \$350	<b>Air compressor</b> \$350	<b>Air compressor</b> \$350	<b>Air compressor</b> Included

Standard performance equipment		
Regenerative braking system	Electronic stability and traction control	Independent air suspension with 4 ride heights
Dynamic brake support	Kinetic roll control	Tire pressure monitoring system
Brake hold		
Standard exterior equipment		
LED front light bar with RGB design	Rear fog lights	Underbed storage
LED stadium headlights	Illuminated door sills	Rain-detecting variable intermittent wipers
LED brake and taillights	Power folding side mirrors	Bumper-matched trailer hitch
LED ambient lighting	Heated auto-dimming side mirrors	Two sliding tie down loops
LED rear lightbar	Power front trunk release	Rivian Portable charger
LED entry lights	Power split tailgate release	Tire mobility kit
Lightbar charging indicator		
Standard interior equipment		
12.3" driver display screen	Panoramic glass roof	Garage door opener
15.6" infotainment screen	Heated steering wheel	Wireless charging for up to 2 phones
6.8" rear screen	Heated 2nd and 3rd row seats	8 USB-C charging ports
Rivian navigation	3rd row arm rest storage with USB-C	3 120V two-prong outlet
Voice assistance	60/40 power split folding second-row seats	100% recycled microfiber headliner
Hands-free Bluetooth® interface	Power tilt and telescoping steering column	Integrated door flashlight
Sliding/reclining second row seating	Dual zone automatic climate control	E-latch door release
Heated and ventilated front seats with memory settings	Pre-entry climate control	Ignition-free drive
	8-way power driver and passenger lumbar adjustment with memory settings	
Standard safety and driver assistance features		
6 front-row and 2 side-curtain airbags	Automatic High Beams	Lane Departure Warning
12 ultrasonic surround sensors	Blind Spot Monitoring	Lane Keeping Assist
10-camera surround view system	Forward Collision Warning	Rear Cross-Traffic Warning
Adaptive Cruise Control	Gear Guard Security System	SOS emergency response
Automatic Emergency Braking	Highway Assist	360 View

1. Prices shown do not include all applicable taxes and fees.  
2. Actual vehicle capability will depend on selected options and trim. Torque, horsepower, and acceleration timing estimates vary based on battery, tire, drive modes, vehicle load and weather. All range estimates are based on a Dual Standard with 20" All-Season wheel and tire or Dual Large, Dual Max, Tri Max with 22" Sport wheel and tire. Official EPA values are noted — some range estimates are preliminary estimates based on the EPA test cycle and are not official EPA values. The EPA estimates range through a series of standardized lab tests that mimic real world conditions. Factors including tires, drive modes, HVAC settings and accessories can all have an impact on range.