
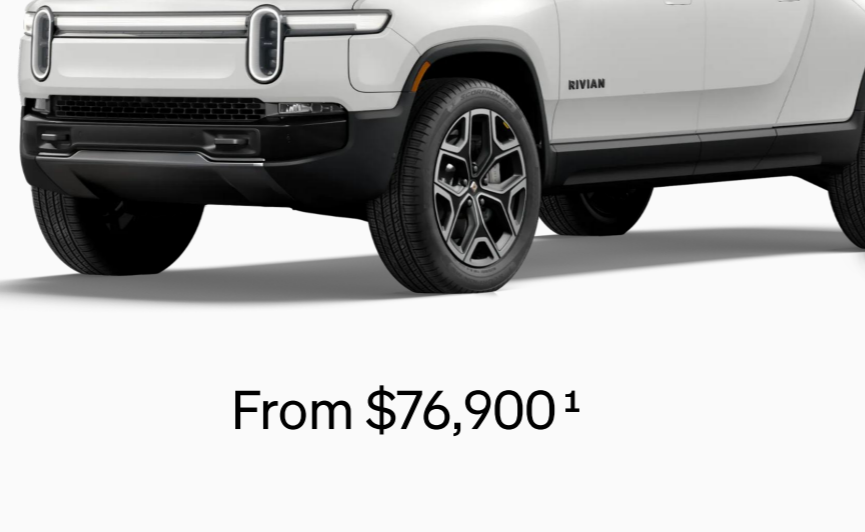

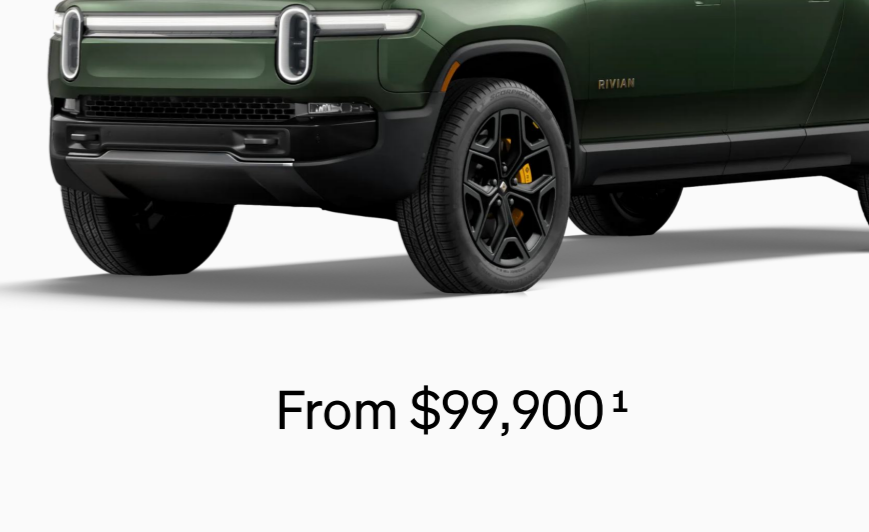

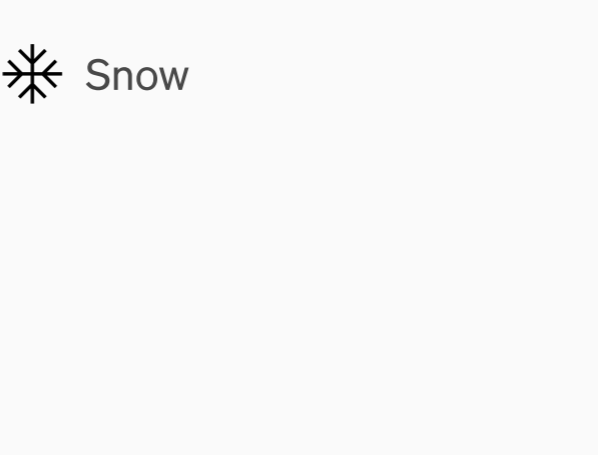

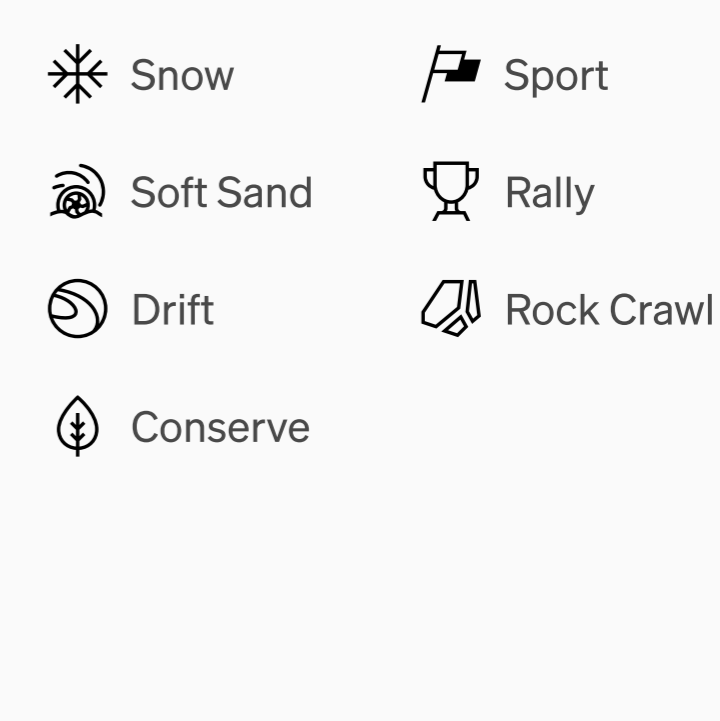









































































Compare R1T

R1T Adventure Dual Standard	R1T Adventure Dual Large	R1T Adventure Dual Max	R1T Ascend Tri Max
			
From \$69,900 ¹	From \$76,900 ¹	From \$83,900 ¹	From \$99,900 ¹
Adventure interior Rivian Audio Silver badging + calipers 3 drive modes	Adventure interior Rivian Audio Silver badging + calipers 3 drive modes	Adventure interior Rivian Audio Silver badging + calipers 3 drive modes	Ascend interior NEW Rivian Premium Audio Dynamic Glass Roof NEW Darkout package NEW Utility panel Powered tonneau cover Yellow accented badging + calipers 9 drive modes
Trim Adventure²	Trim Adventure²	Trim Adventure²	Trim Ascend²
EPA est. range ² 258 mi <small>270 mi with 22" wheels</small>	Est. range ² 330 mi	Est. range ² 420 mi	Est. range ² 380 mi <small>405 mi in Conserve mode</small>
Drive system Dual-Motor AWD	Drive system Dual-Motor AWD	Drive system Dual-Motor AWD	Drive system Tri-Motor AWD
0–60 mph 4.5 sec	0–60 mph 4.5 sec	0–60 mph 4.5 sec	0–60 mph 2.9 sec
Horsepower 533 hp	Horsepower 533 hp	Horsepower 533 hp	Horsepower 850 hp
Torque 610 lb-ft	Torque 610 lb-ft	Torque 610 lb-ft	Torque 1,103 lb-ft
Towing 7,700 lb	Towing 11,000 lb	Towing 11,000 lb	Towing 11,000 lb
Payload 1,984 lb	Payload 1,764 lb	Payload 1,764 lb	Payload 1,764 lb
Capacity 5 seats	Capacity 5 seats	Capacity 5 seats	Capacity 5 seats
Badging Silver badging + calipers	Badging Silver badging + calipers	Badging Silver badging + calipers	Badging Yellow accented badging + calipers
Charging			
10%–80% 30 min	10%–80% 36 min	10%–80% 41 mins	10%–80% 41 min
Drive modes			
			
Upgrade options			
-	Performance upgrade \$5,000 <div style="border: 1px solid black; padding: 5px; margin: 5px;"> 3.4 sec 0-60 mph 829 lb-ft Torque 665 hp Horsepower  </div> All-Terrain Package <ul style="list-style-type: none">  20" All-Terrain \$3,950  20" All-Terrain Dark \$4,950 	Performance upgrade \$5,000 <div style="border: 1px solid black; padding: 5px; margin: 5px;"> 3.4 sec 0-60 mph 829 lb-ft Torque 665 hp Horsepower  </div> All-Terrain Package <ul style="list-style-type: none">  20" All-Terrain \$3,950  20" All-Terrain Dark \$4,950 	-
Paint options			
<ul style="list-style-type: none">  LA Silver Included  Glacier White \$1,750  Midnight \$1,750  Red Canyon \$1,750  Forest Green \$2,500  Rivian Blue \$2,500  Limestone \$2,500  El Cap Granite \$2,500 	<ul style="list-style-type: none">  LA Silver Included  Glacier White \$1,750  Midnight \$1,750  Red Canyon \$1,750  Forest Green \$2,500  Rivian Blue \$2,500  Limestone \$2,500  El Cap Granite \$2,500 	<ul style="list-style-type: none">  LA Silver Included  Glacier White \$1,750  Midnight \$1,750  Red Canyon \$1,750  Forest Green \$2,500  Rivian Blue \$2,500  Limestone \$2,500  El Cap Granite \$2,500  Storm Blue \$2,500 	<ul style="list-style-type: none">  LA Silver Included  Glacier White \$1,750  Midnight \$1,750  Red Canyon \$1,750  Forest Green \$2,500  Rivian Blue \$2,500  Limestone \$2,500  El Cap Granite \$2,500  Storm Blue \$2,500
Wheel options			
<ul style="list-style-type: none">  20" All-Season Included  22" Sport Bright \$2,000  22" Sport Dark \$3,000  22" Range \$2,000 	<ul style="list-style-type: none">  22" Sport Bright Included  22" Sport Dark \$1,000  22" Range \$1,000  20" All-Terrain \$3,950  20" All-Terrain Dark \$4,950 	<ul style="list-style-type: none">  22" Sport Bright Included  22" Sport Dark \$1,000  22" Range \$1,000  20" All-Terrain \$3,950  20" All-Terrain Dark \$4,950 	<ul style="list-style-type: none">  22" Sport Bright Included  22" Sport Dark \$1,000  22" Range \$1,000  20" All-Terrain \$3,950  20" All-Terrain Dark \$4,950
Interior options			
<ul style="list-style-type: none">  Black Mountain Included  Black Mountain + Dark Ash Wood \$750  Ocean Coast + Dark Ash Wood \$2,000 	<ul style="list-style-type: none">  Black Mountain Included  Black Mountain + Dark Ash Wood \$750  Ocean Coast + Dark Ash Wood \$2,000 	<ul style="list-style-type: none">  Black Mountain Included  Black Mountain + Dark Ash Wood \$2,500  Ocean Coast + Dark Ash Wood \$2,000 	<ul style="list-style-type: none">  Black Mountain + Brown Ash Wood Included  Ocean Coast + Driftwood \$2,000  Slate Sky + Walnut Wood \$2,000
Dark mats Included	Dark mats Included	Dark mats Included	Plaid mats Included
Chilewich mats \$200	Chilewich mats \$200	Chilewich mats \$200	Dark mats No cost
Panoramic glass roof Included	Panoramic glass roof Included	Panoramic glass roof Included	-
-	Dynamic Glass Roof \$1,500	Dynamic Glass Roof \$1,500	Dynamic Glass Roof Included
Audio options			
Rivian Audio Included	Rivian Audio Included	Rivian Audio Included	-
Rivian Premium Audio \$1,750	Rivian Premium Audio \$1,750	Rivian Premium Audio \$1,750	Rivian Premium Audio Included
Exterior options			
Bright Package Included	Bright Package Included	Bright Package Included	Bright Package No cost
Darkout Package \$750	Darkout Package \$750	Darkout Package \$750	Darkout Package Included
Utility panel \$650	Utility panel \$650	Utility panel \$650	Utility panel Included
Tonneau options			
Powered tonneau cover \$1,500	Powered tonneau Cover \$1,500	Powered tonneau Cover \$1,500	Powered tonneau Cover Included

Standard performance equipment

Regenerative braking system	Electronic stability and traction control	Independent air suspension with 4 ride heights
Dynamic brake support	Kinetic roll control	Tire pressure monitoring system
Brake hold		

Standard exterior equipment

LED front light bar with RGB design	Rear fog lights	Rain-detecting variable intermittent wipers
LED stadium headlights	Illuminated door sills	Gooseneck extendable tailgate
LED brake and taillights	Power folding side mirrors	Bumper-matched trailer hitch
LED ambient lighting	Heated auto-dimming side mirrors	Power front trunk release
LED rear lightbar	Lockable full-sized spare tire storage	Rivian Portable charger
LED entry lights	Gear Tunnel storage	Tire mobility kit
Lightbar charging indicator	Underbed storage	

Standard interior equipment

12.3" infotainment screen	Garage door opener	Wireless charging for up to 2 phones
15.6" infotainment screen	Panoramic glass roof	6 USB-C charging ports
6.8" rear screen	Heated steering wheel	4 120V two-prong outlet
Rivian navigation	Power tilt and telescoping steering column	100% recycled microfiber headliner
Voice assistance	Dual zone automatic climate control	Integrated door flashlight
Hands-free Bluetooth® interface	Pre-entry climate control	E-ignition door release
Heated and ventilated front seats with memory settings	8-way power driver and passenger lumbar adjustment with memory settings	Ignition-free drive

Standard safety and driver assistance features

6 front-row and 2 side-curtain airbags	Automatic High Beams	Lane Departure Warning
12 ultrasonic surround sensors	Blind Spot Monitoring	Lane Keeping Assist
11-camera surround view system	Forward Collision Warning	Rear Cross-Traffic Warning
Adaptive Cruise Control	Gear Guard Security System	SOS emergency response
Automatic Emergency Braking	Highway Assist	360 View

¹ Prices shown do not include all applicable taxes and fees.
² Actual vehicle capability will depend on selected options and trim. Torque, horsepower, and acceleration timing estimates vary based on battery, tire, drive modes, vehicle load and weather. All range estimates are based on a Dual Standard with 20" All-Season wheel and tire or Dual Large, Dual Max, Tri Max with 22" Sport wheel and tire. Official EPA values are noted — some range estimates are preliminary estimates based on the EPA test cycle and are not official EPA values. The EPA estimates range through a series of standardized lab tests that mimic real world conditions. Factors including tires, drive modes, HVAC settings and accessories can all have an impact on range.